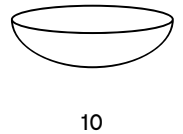
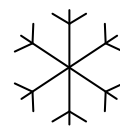






Chocolate Orange Oat Cookies

Delicious with a cuppa - these Chocolate Orange Oat Cookies by [Charlottemmma](#) are everyone's friend.



Ingredients

Ingredients

- 70g melted The Groovy Food Company organic coconut oil
- 100g The Groovy Food Company organic coconut sugar
- 1 tsp vanilla extract
- 75ml The Groovy Food Company organic agave nectar - light amber & mild
- Zest and juice of 1/2 an orange
- 60ml almond milk
- 50g desiccated coconut
- 90g The Groovy Food Company organic coconut flour
- 90g Gluten Free oat flour
- 1 tsp bicarbonate of soda
- 1/2 tsp salt

Directions

Method

1. Preheat the oven to 180 celsius and line a baking sheet with parchment paper.
2. Use an electric hand mixer to beat the coconut oil and sugar together.
3. Add the vanilla extract, agave, orange zest and juice and almond milk, beat until combined.
4. Add the desiccated coconut, coconut flour, oat flour, bicarbonate of soda and salt, mix until it comes together to form a soft dough.
5. Roll into 1 inch balls and place onto the baking tray. Flatten each ball to make 1cm thick rounds.
6. Bake for 11 - 12 minutes, or until golden brown.
7. Remove from the oven and leave to cool on the tray for around 15 minutes.
8. In a small bowl, use an electric hand mixer to whip the creamed coconut until it begins to thicken (around 2 mins) and

74g The Groovy Food Company organic creamed coconut

then drizzle over your cookies.

9. Allow the creamed coconut to set (I put mine in the fridge to speed up the process) and keep cookies in an airtight container for 3-4 days.